


Model/Modelo/Modèle

P3547LF▲

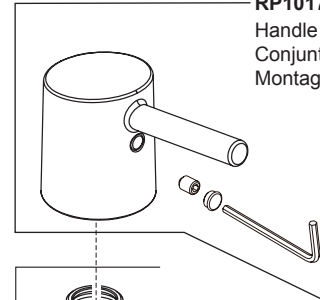
P3547LF-M

Series/Series/Seria



RP101777▲

Handle Assemblies (2)
Conjunto de manija (2)
Montage de la manette (2)

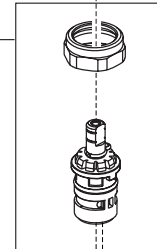
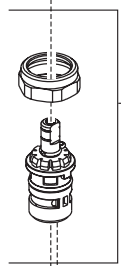


RP93982

Bonnet & Valve Cartridge, Cold Side
Bonete y Cartucho de la Válvula, Lado Frío
Chapeau et Cartouche de soupape, eau froide

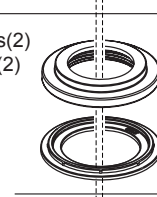
RP93981

Bonnet & Valve Cartridge, Hot Side
Bonete y Cartucho de la Válvula, Lado
Chapeau et Cartouche de soupape, eau chaude



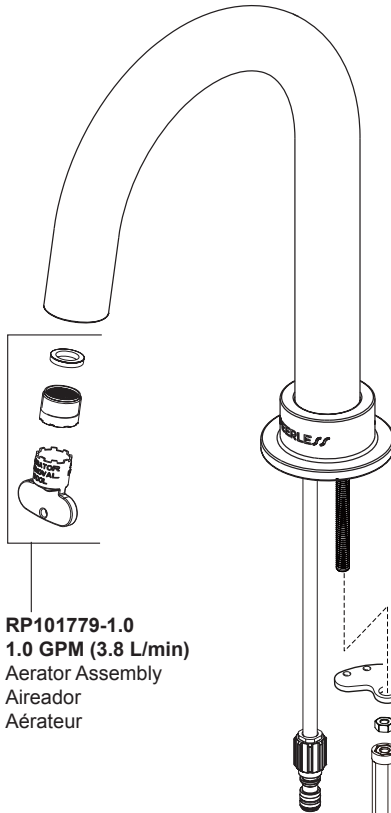
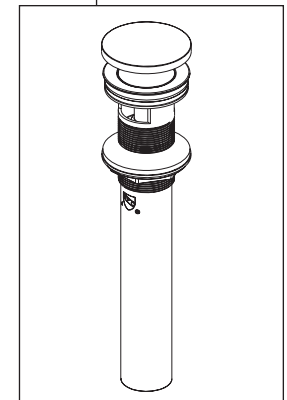
RP101778▲

Flanges & Gaskets(2)
Brida y Empaque (2)
Bride et Joint (2)



RP101776

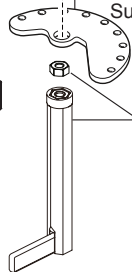
Metal Push Pop-up Assembly
Control de rebose para desagües manuales
Renvoi mécanique à pousser avec trop-plein
(For P3547LF-M only)



RP101779-1.0
1.0 GPM (3.8 L/min)
Aerator Assembly
Aireador
Aérateur

RP47029

Bracket
Abrazadera
Support

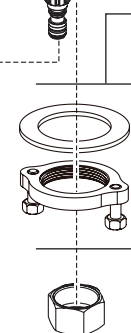


RP47030

Nut & Wrench
Tuerca y Llave
Écrou et clé

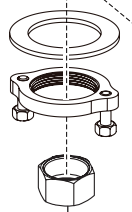
RP101297

Washers (2), Nuts (2)
& Screws (4)
Arandelas (2), Tuercas (2)
y Tornillos (4)
Rondelles (2), Écrous(2)
et Vis (4)



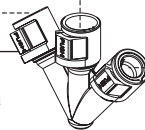
RP5861

Coupling Nuts
(Optional, not included)
Tuercas de Acoplamiento
(Opcional, no incluido)
Écrous de Raccordement
(Option, non inclus)



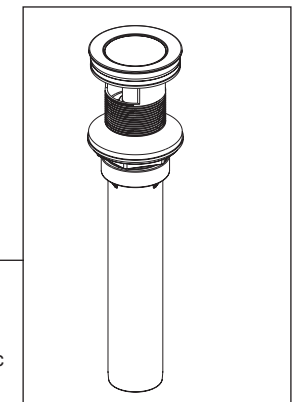
RP101333

Quick Connector
Adaptador Conexión Rápida
Raccord Rapide



RP101775▲

50/50 Push Pop-up Assembly
Control de rebose para
desagües manuales
Renvoi mécanique à pousser avec
trop-plein



▲ Specify Finish / Especificque el acabado / Précisez la Finition